

# WINTER



- 1 TORRE DEL BARÓ**  
2, Carrer d'Àngel Guimerà  
Big fortified house from the XIVth century, with important renovations between the XVth and the XIXth centuries.
- 2 CAN MODOLELL. CASA DE LA VILA (TOWN HALL)**  
2, Carrer de Jaume Abril  
Fortified house with a tower built in the XVIth century against the pirates and with an important renovation made in 1892, which made it look like a medieval castle.
- 3 MUSEU DE VILADEJANS. CA N'AMAT**  
1-3, Carrer de les Sitges  
Rural house of a well-off family from the XIXth century and with ancient vestiges. Town's cultural facility that preserves and exhibits the remains of its past and dynamizes and shares its heritage.
- 4 CENTRE COMERCIAL VILAMARINA**  
6, Avinguda del Segle XXI  
Vilamarina Shopping Mall is the lower part of a complex designed by the architects Batlle and Roig in 2003.
- 5 PLAÇA DE LES PALMERES – EIXOS COMERCIALS**  
Plaça de les Palmeres  
Neuralgic point of the city, which constitutes the transitional space between the old and the new part of the city, where you will find all the restaurants and local businesses of the city.
- 6 CARRERA DE LA VILA**  
Carretera de la Vila  
The Vila's road, known before as the "Carrera de la Vila" is the old road which followed the course of the river (riera de Sant Climent). Nowadays it is the road B-204.
- 7 VILADEJANS THE STYLE OUTLETS**  
90, Carretera de la Vila  
This shopping mall consists of 26.500 m2 and has more than 100 commercial offices. It opened its door to the public in October 2016. It is the result of the project created by the architects Enric Batlle i Duran and Joan Roig i Duran.
- 8 TORRE-ROJA**  
Torre-roja's park  
Medieval watchtower. Its construction is dated to the ends of the XIIth century. From the XIXth century on, some constructions are added, giving it a look of a gothic palace.
- 9 RAMBLA MODOLELL**  
Rambla Modolell  
Open promenade between the Riera de Sant Climent and the old neighborhood of Viladejans, where you will find some interesting stores and restaurants.



## MAMMOTHS. DISCOVER VILADECANS

Hey! I'm THE MAMMOTH from Viladecans.

In 2007 they found some remains of my ancestors in the city. Since then, people from Viladecans felt closer to us, the big inhabitants from a long, long time ago!

We would like to invite you to play a game: would you like to help us find our smaller members of the family that have hidden around the city? If you want to play, you will have to follow some clues that will help you find what you need.

While playing, you will get to know the city in a fun way, and you will find the furry friends that are hiding in different places along the city of Viladecans.

The map you have in your hands will be the game board: you will see nine points of interest.


Let the game begin!



### 1. TORRE DEL BARÓ (BARON TOWER)

#### The baker's flour

In the market they need flour to bake the bread. In medieval times, the grain was stored in holes on the ground: the silos. To find your mammoth, you need to look for a big silo with a white stone lid. You will find it on the floor, behind one of the tower's doors. Even if the door is closed, nose around and you will see it. Behind which door? When you find it, you need to turn your back on it and keep walking following the wall, taking around 25 steps facing the sea. There, resting against the wall, you will find the mammoth.



### 2. CAN MODOLELL - CASA DE LA VILA (TOWN HALL)

#### Fish's scales


In the town hall building, there are some small towers covered with orange and green fish's scales and crowned by flowers. One of the towers is right on top of the balcony, and the other one is located next to the door to a romantic garden. Below these towers there are some magical creatures that guard the mammoth, who is hiding on the ground. Do you think you will find them?



### 3. VILADECANS' MUSEUM. CA N'AMAT.

#### The swans' doorknocker

In Carrer (street) de les Sitges there are two small black iron swans hidden in a strong doorknocker. One of these swans will guide you to the base of a long pipe that takes the water from the sky: there, you will find the mammoth you are looking for.



### 4. VILAMARINA SHOPPING MALL

#### The "comes and goes" red tower

In the shopping mall Vilamarina there is a big red tower that hides two machines that go up and down. You will have to jump on the one that is closer to the mountains: when the door opens, take three steps ahead and ten steps to your left. Next to "the grey one" you will find the mammoth!



### 5. PLAÇA DE LES PALMERES (PALMS SQUARE) - COMMERCIAL AXIS

#### The green fingers falling from the sky

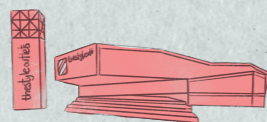
Next to carrer (street) del Doctor Reig, there is a roundabout. Look up the sky: you will find some lush green fingers hanging from three trunks. What are they? Beneath the shortest one, on the floor, you will find the mammoth.



### 6. CARRETERA DE LA VILA (VILA'S ROAD)

#### The twins' island

If you go following the direction of the mountains through the carretera de la Vila (Vila's road), between the lines of trees you will find a palm island: search for the twins, because at the bottom, under their shadow, you will find a small mammoth sleeping.



### 7. VILADECANS THE STYLE OUTLETS

#### The giant's mountain

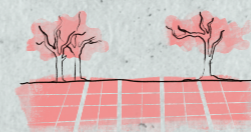
From the handrail next to the water fountains, look at the big mountain at the back bitten by the giant. Once you see it, look for the fifth palm tree at the bottom floor: there, you will find the naughtiest mammoth!



### 8. TORRE-ROJA (RED TOWER)

#### A secret sign

You must look for some strange signs in the Torre-roja (Red Tower), written on some windows. Each sign is composed by 3 letters. On the central letters there is a little mountain with a cross. If you find it, look down until the bottom and you will find the mammoth hiding!



### 9. RAMBLA MODOLELL

#### The couple of holm oaks

Next to the children's park, look for a couple of wonderful holm oaks! They are easy to find, maybe you will even find a lost acorn around! The biggest one hides, at its feet, a calm mammoth.

## GAME RULES

1. Take a look at the points: you will have to identify them and head to their location.

2. Once you get there, read the riddle printed on the plan.

3. Look for a plaque with a drawing of a mammoth in a certain color and the QR code will give you more information about what you will find.

4. Place the sticker with the same color as the mammoth on the map.

5. Once you have solved all the, go to [www.viladecans.cat/mamuts](http://www.viladecans.cat/mamuts) and enter your combination. If you got it right, you may take advantage of discounts, draws and prizes from the stores and restaurants in Viladecans.

And now... Let your inner explorer out and find all the hiding mammoths!

Estimated time of the game:  
60 minutes